

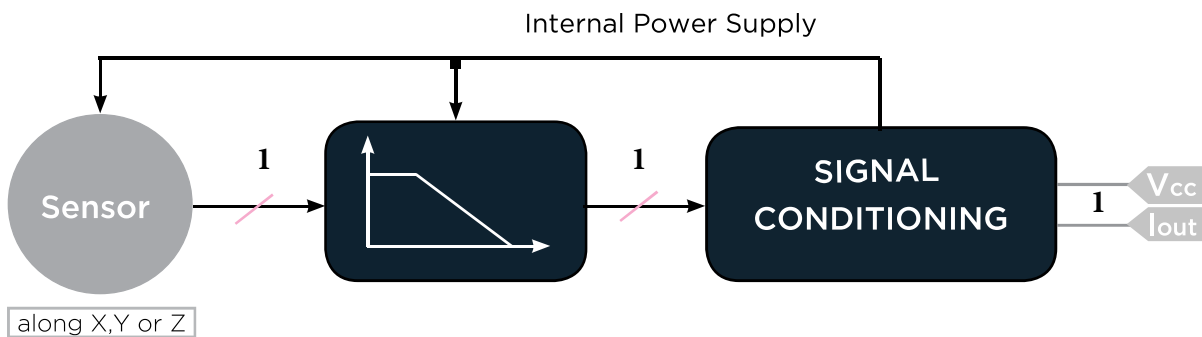
HIGH RESOLUTION INDUSTRIAL ACCELEROMETER (4-20 mA)



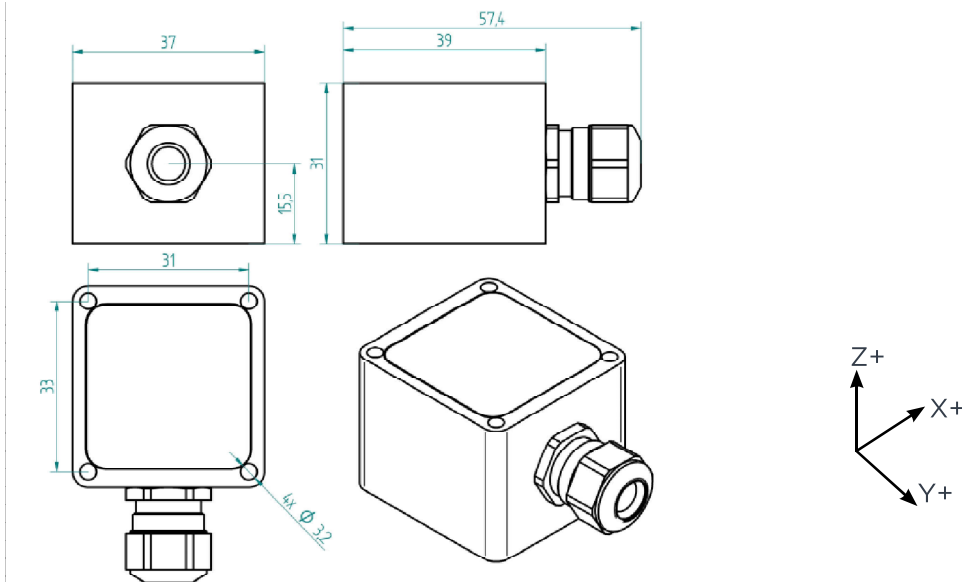
PROPERTIES

- 1 axis, low noise, high resolution
- Suited for direct connection to standard control and measurement equipment, e.g. PLCs or panel meters
- Embedded 4..20mA signal conditioning
- Galvanically Isolated
- Protected against false polarization
- Compact and rugged design
- Protection grade IP67

BLOCK DIAGRAM



DIMENSIONS



SPECIFICATIONS - ALL MODELS

OUTPUT / CHANNEL	Output Range	4..20mA	
	Supply voltage	10...30 VDC	
	Lower frequency limit	0 Hz (DC)	
	Non-linearity	± 0.5 % F.S.	
	Sensitivity error	0.5 % typ. - 1 % max.	
	Transverse Sensitivity	2 % typ. - 3 % max.	
	Offset	0.2 % F.S. typ. - 0.5 % F.S. max.	
	Destruction limit	± 5000g	
ENVIRONMENTAL CHARACTERISTICS		<i>Operating</i>	<i>Non-Operating</i>
	Operating temperature range	- 40...80 °C ⁽¹⁾	- 55...125 °C
	Temperature coefficient of sensitivity	± 0.03 %/°C	
	Temperature drift of zero point	± 0.02 % F.S./°C	
	Protection grade	IP67	
MECHANICAL DATA	Weight Without Cable	100gr (188g ⁽²⁾)	
	Case Material	Aluminum (MIL-A-8625 Type II coating) ⁽²⁾	
	Mounting	3.2 mm diameter holes (4x)	

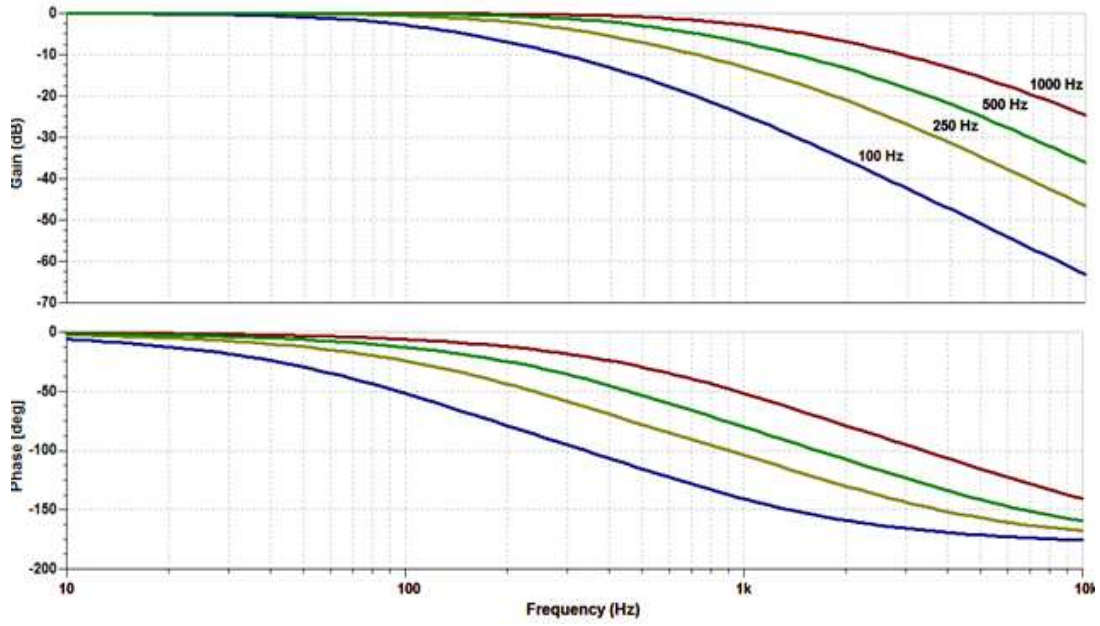
⁽¹⁾ Maximum temperature due to accelerometer cable - operating temperature up to ±125°C possible with special cable upon request

⁽²⁾ Stainless Steel Casing and Cable Gland A4 (AISI316) Grade Upon Request (e.g. for offshore/marine environment)

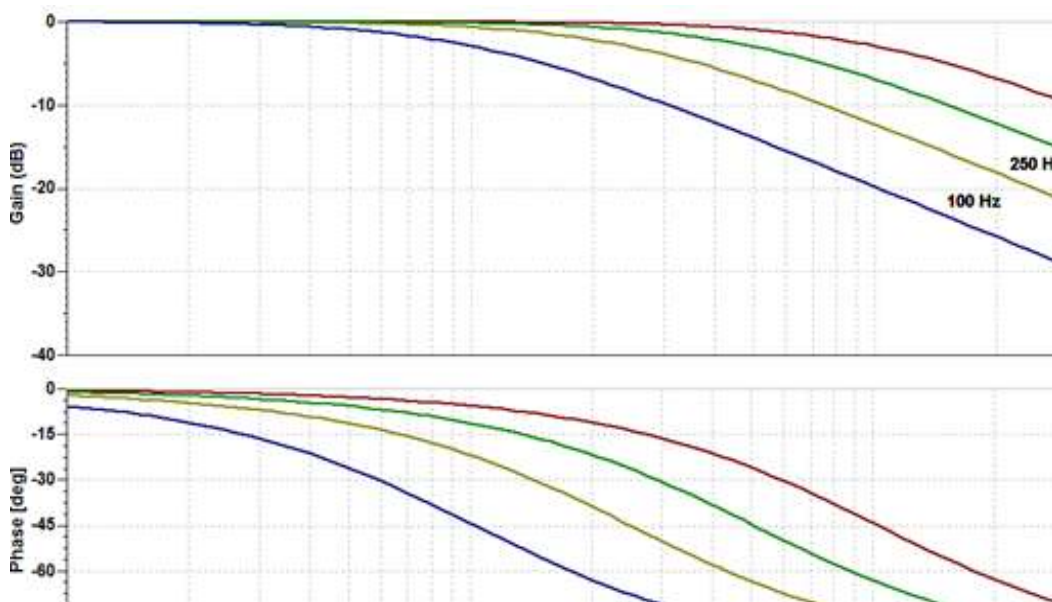
PERFORMANCES - BY MODEL

Range	Sensitivity	Frequency Response (-3dB)	Noise
g	μA/g	Hz	μg/√Hz
±2	4000	0 - 400	8
±5	1600	0 - 600	10
±10	800	0 - 1000	13
±25	320	0 - 1500	28
±50	160	0 - 2000	53
±100	80	0 - 2500	100
±200	40	0 - 3000	200
±400	20	0 - 4000	400

POSSIBLE FILTER AMPLITUDE RESPONSES

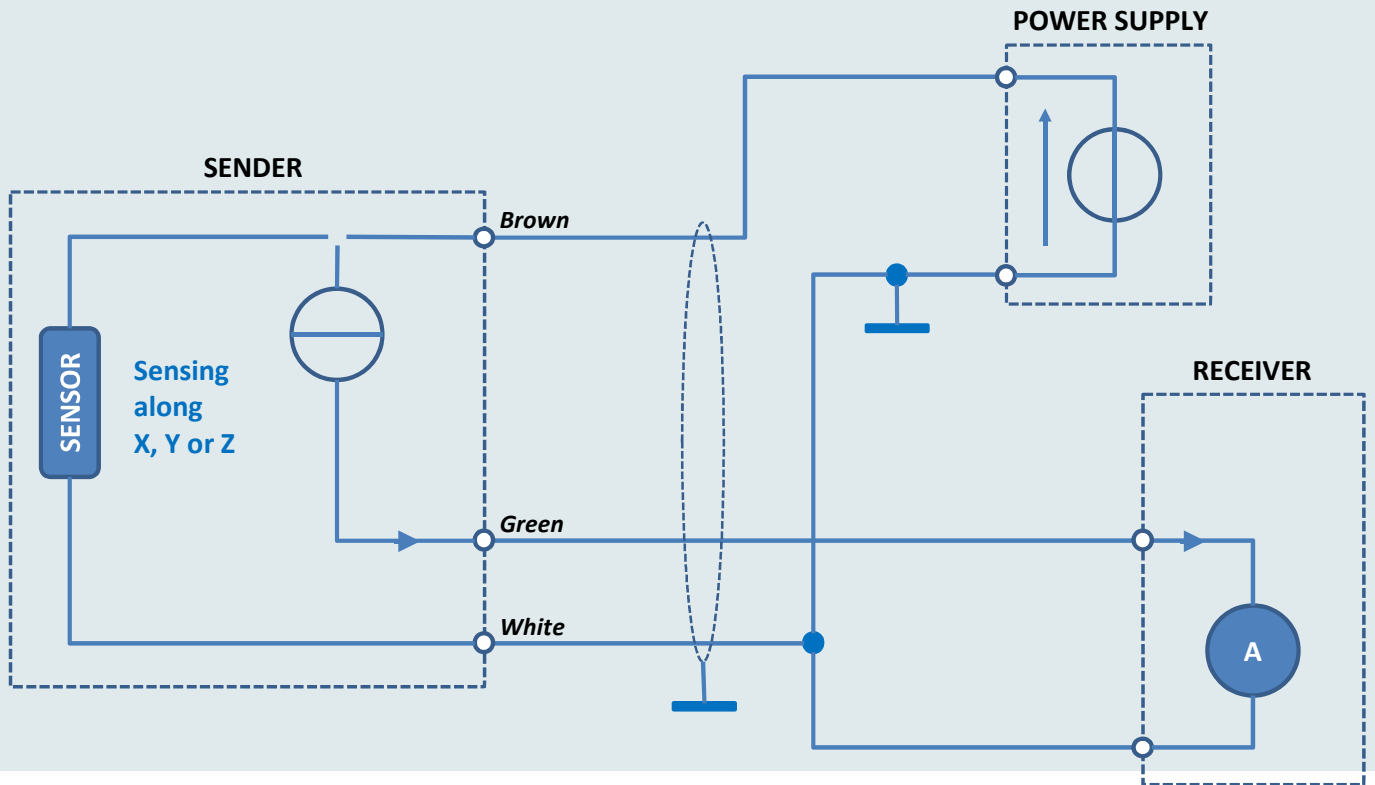


2nd order filters



1st order filters

ELECTRICAL CONNECTIONS



ORDERING INFORMATION

IAC	-	HiRes	-	I	-	01	-	A	-	X g	-	XXXX Hz	-	X	-	XX.X m
								Sensing Axes		Range		Low Pass Filter Frequency		Filter Order		Cable Length
								X	2	± 2g	0100	100Hz	1	1 st order		
								Y	5	± 5g	0250	250Hz	2	2 nd order		
								Z	10	± 10g	0500	500Hz				
									25	± 25g	1000	1000Hz				
									50	± 50g						
									100	± 100g						
									200	± 200g						
									400	± 400g						