



MODULAR KITCHEN

When thinking about home,

the real and safe one, we always think about family gatherings at a kitchen table.

It is the place where we enjoy all the flavours, smells and talks. Mum's chicken soup and our grandma's best apple pancakes, all were created there.

Kitchen is the first room we think about while planning our new flat?

Therefore answering the following **two questions** is crucial to make sure that our kitchen is well designed and can be enjoyed for years to come:

■ What do we really need?

A four- or five-member family, a young couple or a single person who eats outside, they all have different needs.

The bigger the family, the more items and space is needed - plates, pots, more storage space, bigger fridge. Designing a kitchen we need to make sure there is enough working space on benchtops. It is also crucial to make some space for a dishwasher!

For those, who rarely cook and use the kitchen only to prepare tea or a sandwich, all the mentioned things are unnecessary - few cupboards will be just enough.



■ How much money can you spend?

Kitchen refurbishment and furniture exchange is always the most difficult. All the gas or water connections and dozens of other things that are hidden in cupboards, they can be discouraging when thinking about a change. Therefore, choosing the right furniture should be a well-thought decision. In such a way, you will avoid the need to make another changes soon. It is often better to have a simple built-in made from good materials, than an extensive one but of bad quality. Often the invisible elements make the difference, i.e. hinges in cupboards, slides in drawers, they all should be of top-quality materials as it decides on comfort in everyday usage.

The price depends on fronts, as the kind of material influences the final cost greatly. Fronts in open kitchens will create the character and style of the whole living room. That is why, it is really worth considering investing in fronts rather than, for example, in chest of drawers, which can be bought later on.



KITCHEN WITH **PANEL** WHITE GLOSS LACQUER/ BRIGHT ATELIER FRONTS

PERFECT DESIGN

Our system is designed as a modular system of over 160 kitchen cabinets. Such variety enables to convert any room into a kitchen that ensures everyday comfort. Take the following **6 steps** to create the kitchen of your dreams:

■ Step 1

Measure your kitchen.

Label the sketch with: the length, height and the width of the room. Just to make sure, measure both on the ground and at the level of upper cabinets. It is said no wall is straight and in this case every centimetre matters.

Measure doors and windows (give the height from the floor to the window sill).

Mark water, sewage and gas connections.

Mark, with an asterisk, sockets, electric switches and light points.

Mark vent stacks and air grates.

Mark all construction elements on the walls: e.g. pipes, radiators, etc.

DIFFICULT? DON'T WORRY, WE CAN DO IT FOR YOU!

■ Step 2

Decide on the character of your kitchen - chose the style and colour of fronts from our wide range furniture boards' colours, paints and veneer.

■ Step 3

Choose the colour of carcass and shape of the cabinets you need.

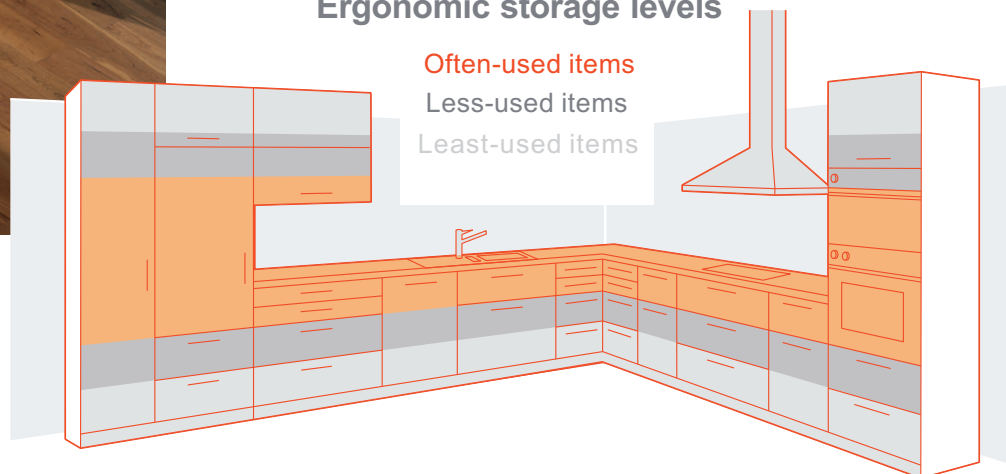
It's worth checking some research presenting ways how to optimise the working process and the kitchen user's movements. It will help to answer the simple question: how to work quickly, easily and nicely. Expedite the work even by 25% just by dividing the kitchen into function zones. Well-planned sub-zones minimizes the walking distance and smooths works. The following five important zones need to be considered when creating a functional kitchen: supplies, storage, dishwashing, preparation and cooking. The right-handed people should plan the setting clockwise, the left-handed the other way round.



Arrangement of the work zones and space between them is often referred to as the kitchen work triangle - sink, cooker, fridge. Planning the kitchen think about your needs and style of life while - after all its YOUR kitchen.



Ergonomic storage levels



In an average 4-member family: a user changes zones 100 times, there are 30 sections from and to the table, different appliances are used 30 times, cabinets and drawers are opened 30 times.

Step 4

Choose kitchen benchtops, plinths, handles and accessories.

Step 5

Choose home appliances.


A kitchen without appliances will not fulfil its role. Its functionality is not only about furniture, but also a well-chosen oven, cooktop, dishwasher or fridge-freezer.

Step 6

And that's it - time to assemble!




FRONTS



PANEL

available in:


- board
- gloss lacquer
- matt lacquer
- gloss veneer
- matt veneer



PANEL B

front with milled handles, available in:


- gloss lacquer
- matt lacquer
- matt veneer



PANEL C

front with milled and aluminium edge handle, available in:


- gloss lacquer
- matt lacquer
- matt veneer



PANEL L

front with attached handle, available in:

- board
- gloss lacquer
- matt lacquer
- gloss veneer
- matt veneer



PANEL S

front with milled handle and decorative glass available in:

- gloss lacquer
- matt lacquer



BARSA



BRISTOL



LONDON



TOLEDO

BARSA BRISTOL LONDON TOLEDO

fronts available only in matt lacquer in three colours:



White



Almond



Grey

Timeless classic in kitchen with BARSA, BRISTOL, LONDON i TOLEDO fronts. Pilasters and decorative strips in upper cabinets emphasise the character and beauty of a kitchen.

■ GLASS FRONTS



**UNIVERSAL
GLASS DOOR**

available in:

- board
- gloss lacquer
- matt lacquer
- gloss veneer
- matt veneer



**BARSA
GLASS DOOR**



BARSA MUNTIN



**BRISTOL LONDON
GLASS DOOR**



**BRISTOL LONDON
MUNTIN**



**TOLEDO
GLASS DOOR**



TOLEDO MUNTIN



KITCHEN WITH **LONDON** WHITE FRONT

COLOUR RANGE OF FRONTS

■ FURNITURE BOARD basic colours



Sonoma
Oak



GoldCraft
Oak



Monaco Medium
Plane-tree

Others according to templet

kronosspan



**FRONTS
WITH
SHORT
DELIVERY
TIME**




KITCHEN WITH **PANEL WHITE GLOSS LACQUER/ SONOMA OAK FRONTS**


■ MDF BOARD GLOSS/ MATT basic colours



White



Almond




Mocca




Grey



Light Graphite



Red



Black

Other colours



from the **RAL**



We also offer
double-side front painting

■ MODIFIED GLOSS OR MATT VENEER according to templet

Gives possibility of keeping the same pattern, structure and colour. Contrary to the natural veneers, they do not differ in rings' patterns, colour or shade.





KITCHEN WITH **PANEL L** GLOSSY BRIGHT GRAPHITE LACQUER / ITALIAN CYPRESS TREE FRONTS

CARCASS



White



Bright Grey



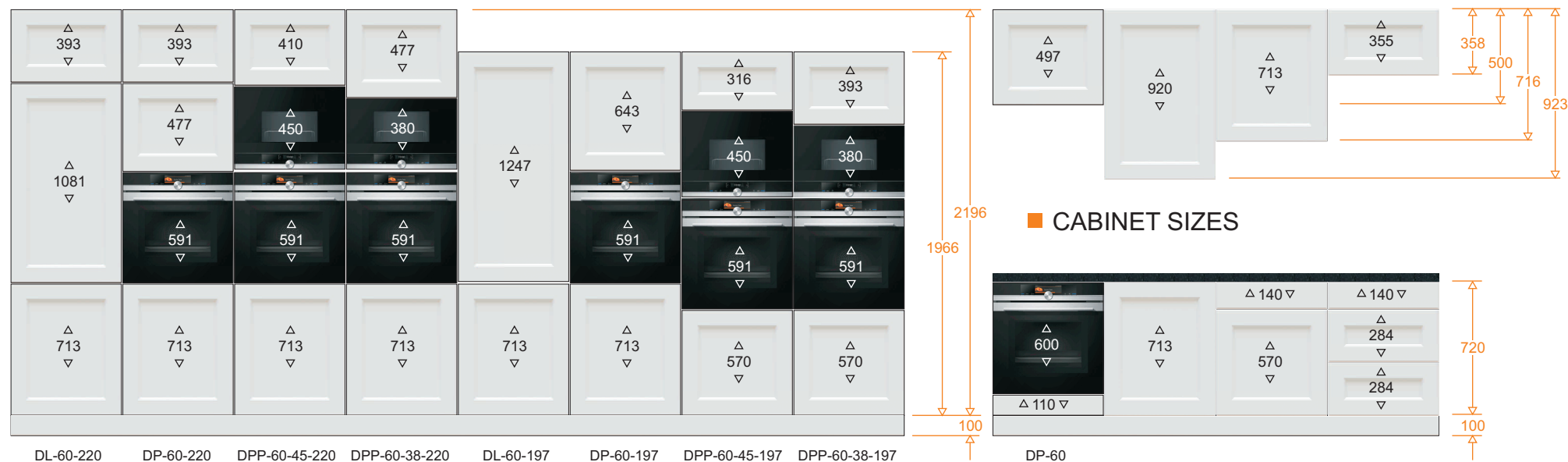
Anthracite



Carcass made from a 18 mm board. Edges covered with PVC veneer. The depth of base carcasses is 508 mm or 560 mm (for built-in appliances). The depth of wall carcasses is 300 mm. Base cabinets on adjustable legs. Upper cabinets with mounting strips and regulated hangers for effortless levelling. Possibility of ordering additional side parts and blends.

720 carcass height 720 mm

713 front height 713 mm






KITCHEN WITH **PANEL** WHITE GLOSS / PLANE-TREE DARK MONACO FRONTS

Kitchen benchtops are of great importance when it comes to work comfort. The more space we have, the easier to prepare a meal.
Benchtop needs to be nice, durable and easy to clean.

Benchtops from **kronospan** and **RESOPAL** on our offer include many patterns that look identical to stone or wood and in colour palette that ideally matches other decorative elements. Covering chipboard with thermosetting material ensures its stain and high-temperature resistance. The worktop is also easy to clean and does not fade.

■ KITCHEN BENCHTOP



District Dark A785



Bright Atelier 4298



Samara Sand 5342



Gold Craft Oak K003

**BENCHTOPS
WITH SHORT
DELIVERY TIME**



Other according to the templet






KITCHEN WITH **PANEL S** GLOSSY WHITE AND MOCCA LACQUER FRONTS WITH DECORATIVE WHITE GLASS STRIP

■ BASE CABINET













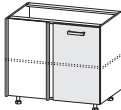
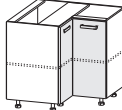








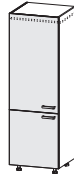
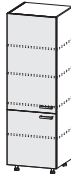



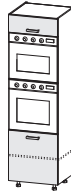
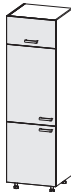

METABOX drawers - solid materials and workmanship ensure high stability. **METABOX** drawers with partial extraction come also in reliable **BLUMOTION** function. The system makes drawers close smoothly and quietly, no matter the closing speed or weight of the objects inside.



ANTARO drawers - covered system of full extraction with integrated **BLUMOTION** system, which provides smooth and quiet movement the entire lifespan. Solid rectangular shapes of drawers with rail or high drawers emphasise the exceptional design of the product.



All our cabinets and drawers are finished with best quality hardware of a well-known Austrian company **BLUM**, guarantee for furniture reliability for many years to come. Cabinets with drawers are available in the following width 30, 40, 45, 50, 60, 80 and 90 cm and two versions **METABOX** and **TANDEMBOX ANTARO**.

72 cm	BASE CABINET			CABINETS WITH DRAWERS				SINK CABINETS			
	 D-15	 D-30 D-40 D-45 D-50 D-60	 D2-60 D2-80 D2-90	 METABOX D1SM-45	 ANTARO D1SA-45	 METABOX DSM-30-2W-1N	 ANTARO DSA-30-2W-1N	 DZ-45	 D2Z-60	 METABOX DZSM-60	 ANTARO DZSM-60
72 cm	OVEN CABINET			CORNER CABINETS				DISHWASHERS' FRONTS		CARGO CABINET	
	 DP-60	 DNW-105 DNW-120	 DNW-90	 DNWU-90	 DNZ-30	 PANEL ZAKRYTY DM-45-72 DM-60-72	 PANEL ODKRYTY DM-45-57 DM-60-57	 DC-15 DC-30			
197 cm	OVEN CABINET			FRIDGE CABINET			UTILITY CABINET		CARGO CABINET		
	 DP-60-197	 DPP-60-38-197 DPP-60-38-197-HK-XS DPP-60-38-197-HK-XS TIP-ON	 DPP-60-45-197 DPP-60-45-197-HK-XS DPP-60-45-197-HK-XS TIP-ON	 DL-60-197	 D-60-197	 DC-30-197					
220 cm	OVEN CABINETS			FRIDGE CABINETS		UTILITY CABINETS					
	 DP-60-220 DP-60-220-HK-XS DP-60-220-HK-XS TIP-ON	 DPP-60-38-220 DPP-60-38-220-HK-XS DPP-60-38-220-HK-XS TIP-ON	 DPP-60-45-220 DPP-60-45-220-HK-XS DPP-60-45-220-HK-XS TIP-ON	 DL-60-220 DL-60-220-HK-XS DL-60-220-HK-XS TIP-ON	 D-60-220 D-60-220-HK-XS D-60-220-HK-XS TIP-ON						

■ UPPER CABINETS





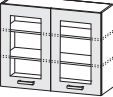


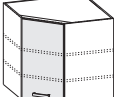









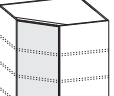
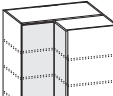







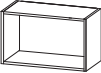
HK-XS lift system to upper fronts offer exceptional comfort of usage: even big and heavy front opens softly. Thanks to integrated braking system they close smoothly and quietly.



Handleless furniture gain on popularity and became a permanent element of modern furniture design. Easy and comfortable mechanic opening is supported by **TIP-ON** system.



Each cabinet consists of: carcass and shelf in a chosen colour, front, regulated handlers, shelf support, adjustable legs to level bottom cabinets, complete drawers. All cabinets (except for hood cabinets and cargo) come in left- (L) and right opening (R). Upper cabinets are equipped with mounting strip for fixing cabinets on walls. They are not however, equipped with pins as there are different types of walls.

72 cm	UPPER CABINETS					DISH DRAINER CABINETS		CORNER CABINETS		
	 G-15	 G-30 G-40 G-45 G-50 G-60	 G2-60 G2-80 G2-90	 GV-40 GV-45 GV-50 GV-60	 G2V-80 G2V-90	 GC-40 GC-45 GC-50 GC-60	 G2C-60 G2C-80 G2C-90	 GNWU-60	 GNW-60	 GNZ-30
92 cm	UPPER CABINETS					DISH DRAINER CABINETS		CORNER CABINETS		
	 G-15-H92	 G-30-H92 G-40-H92 G-45-H92 G-50-H92 G-60-H92	 G2-60-H92 G2-80-H92 G2-90-H92	 GV-40-H92 GV-45-H92 GV-50-H92 GV-60-H92	 G2V-80-H92 G2V-90-H92	 GC-40-H92 GC-45-H92 GC-50-H92 GC-60-H92	 G2C-60-H92 G2C-80-H92 G2C-90-H92	 GNWU-H92	 GNW-H92	 GNZ-H92
36 cm	CABINETS WITH RAISING FRONTS					HOOD CABINET				
	 GO-40 GO-40-HK-XS GO-40-HK-XS TIP-ON GO-45 GO-45-HK-XS GO-45-HK-XS TIP-ON GO-50 GO-50-HK-XS GO-50-HK-XS TIP-ON GO-60 GO-60-HK-XS GO-60-HK-XS TIP-ON	 GO-80 GO-80-HK-XS GO-80-HK-XS TIP-ON GO-90 GO-90-HK-XS GO-90-HK-XS TIP-ON	 GOV-45 GOV-45-HK-XS GOV-45-HK-XS TIP-ON GOV-50 GOV-50-HK-XS GOV-50-HK-XS TIP-ON GOV-60 GOV-60-HK-XS GOV-60-HK-XS TIP-ON	 GOV-80 GOV-80-HK-XS GOV-80-HK-XS TIP-ON GOV-90 GOV-90-HK-XS GOV-90-HK-XS TIP-ON	 GO-60-GŁ-56 GO-60-GŁ-56-HK-XS GO-60-GŁ-56-HK-XS TIP-ON	 GOO-60-50-HK-XS GOO-60-50-HK-XS TIP-ON				
36 cm	CUBES									
	 KUBIK-45 KUBIK-60 KUBIK-90									




KITCHEN WITH **PANEL** WHITE GLOSS LACQUER/ GOLD CRAFT OAK FRONTS



Benchtop light in kitchen is not only a practical, but also aesthetic. LED under cabinet lighting, an energy-saving lighting in a practical and elegant form.



■ LIGHTING IN UPPER CABINETS' CARCASS



LED Lighting under benchtop and between drawers integrated with **Handleless System** helps to create a unique kitchen, where light is not only a practical element. It creates the atmosphere and character of the whole interior.



■ LED LIGHTING IN BASE CABINETS' CARCASS

■ SOCKETS IN BENCHTOP



Port SLIM 3x230V



Port FLEXI 3x230V

■ UNIVERSAL MIDWAY SYSTEM



TRIOS 2 lub 3
light point



CHLORIS 2 lub 3
light point



HERA 2 lub 3
light point



NOTOS 2 lub 3
light point



Po5 2 lub 3
light point

■ WASTE CONTAINERS

We care about the natural environment! It's not only fashion and a modern life style. Waste separation becomes a part of our everyday life. Let's contribute to the eco-friendly movement by taking care of the environment at our homes.



PRACTIKO CONTAINER 60
TRIPLE (1x151 + 2x71)



PRACTIKO CONTAINER 90
TRIPLE (3x151)

■ ORGANIZERS

White and metallic
for every width of drawers



Insert UNI 60

■ DISH DRAINER CABINETS



VARIANT EFEKT CHROM

■ CORNER CABINETS ACCESSORIES



NOVA 1/2



NOVA 3/4



NOVA D

Modern cabinet accessories: low- and high-profile cargo baskets, rotary and extracting systems to corner cabinets. Convenience in a perfect form. Such solutions allow for best use of even the smallest space in kitchen, ensuring unrestricted access to the whole cabinet.

■ CARGO BASKETS



■ REVOLUTION IN KITCHEN

Kitchen wardrobe - a modern larder. Will hold all, those more and less, useful things: bowls, Christmas dinner service, conserve for winter, stocks of sugar. It is also perfect as a handy depot for cleaning agents, brush or a vacuum cleaner.



■ IDEAS FOR WARDROBE

We also offer built-in-wardrobes with sliding doors, designed to corridors, bedrooms and children's rooms. The possibility to use the same or harmonious materials to those used in the kitchen will make the flat look more coherent.



FABRYKA MEBLI RAWA Sp. z o.o.

ul. Księża Domki 41

96-200 Rawa Mazowiecka

przedstawiciel@rawafm.pl www.rawafm.pl

According to the Polish Civil code, the catalogue does not constitute an offer. The company reserves the right to change design and colour of the presented furniture without changing its general character. The colour of furniture may differ from the one presented in print.