

TRUXX TYRES
EXTRA RANGE - EXTRA SERVICE

PRESENTS



LINGLONG TIRE
The world at your reach

TRUXX TYRES

EXTRA RANGE - EXTRA SERVICE

Linglong, a qualitative Chinese tyre brand that has been in business since 1975 and focusses heavily on innovation and R&D.

The entire Linglong design and manufacturing process breathes this commitment to quality.

The end result is a tire that delivers the ride, handling, performance and dependability you'd expect from a premium tyre, but at an affordable price.



LINGLONG TIRE
The world at your reach

Menu

MEDIUM/LONG HAUL

[LFL 866](#) (S)



[LTL 863](#) (T)



[LDL 831](#) (D)



[F820](#) (S)



[LTL 812](#) (T)



[LTL 869](#) (T)



ON/OFF

[LAR 919](#) (S)



[A08](#) (S)



[LDR 978](#) (D)



[A 38](#)



[D960](#)



BUS

[F830](#) (S)



[U801](#) (A)



WINTER

[LFW 806](#)



[LDW 808](#)



S = Steering axle

D = Driving axle

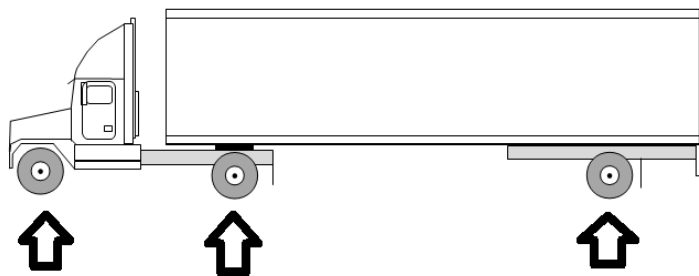
T = Trailer

A = All position

[Back to menu](#)

LAR 919

All position tyre



Suitable for on/off road use



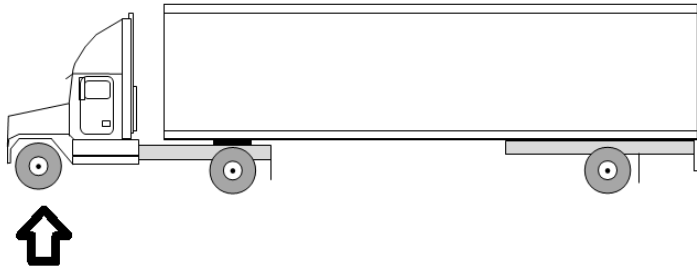
Available in sizes: 315/80R22,5

Multifunctional tyre with an improved block pattern designed to reduce shoulder heat. Built for hard work. The tyre's wide running surface and higher saturation design improves the wear mileage. The LAR 919 offers powerful traction, grip and climbing performance.

[Back to menu](#)

A08

Steering axle tyre



Suitable for on/off road use



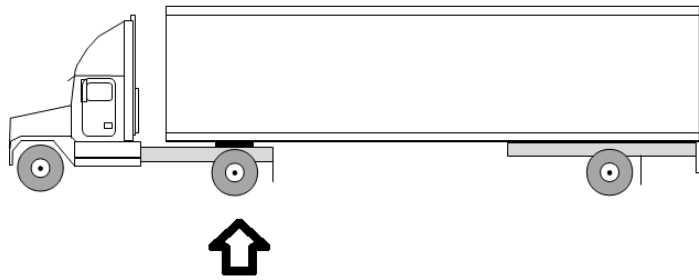
Available in sizes: 7,5R16 – 1200R20 – 11R22,5 – 12R22,5 – 315/80R22,5 – 1200R24

Drive axle tyre suitable for on/off use. The A08 is known for its trustworthy grip, high mileage and great braking performance.

[Back to menu](#)

LDR 978

Drive axle tyre



Suitable for on/off road use



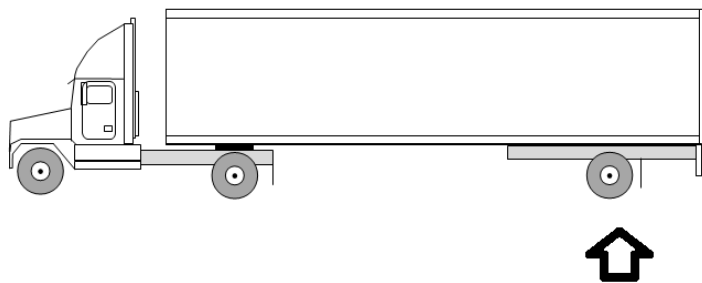
Available in sizes: 315/80R22,5

This drive axle tyre suitable for on/off use offers great traction while the tread compound was designed to resist chipping, cutting and abrasion. The LDR978's deep tread depth increases the mileage and service life of the tyre and ensures superior grip and braking performance in all seasons.

[Back to menu](#)

A 38

Trailer axle tyre



Suitable for on/off road use



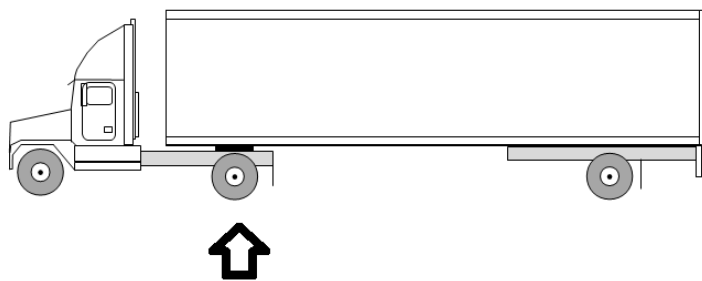
Available in sizes: 385/65R22,5 – 425/65R22,5 – 445/65R22,5

Trailer axle tyre suitable for on/off road use with strong wear resistance. One of our bestselling products and that's no wonder considering the A 38's excellent braking and grip performance. This tyre was built to offer strength, traction and a long life.

[Back to menu](#)

D 960

Drive axle tyre



Suitable for on/off road use



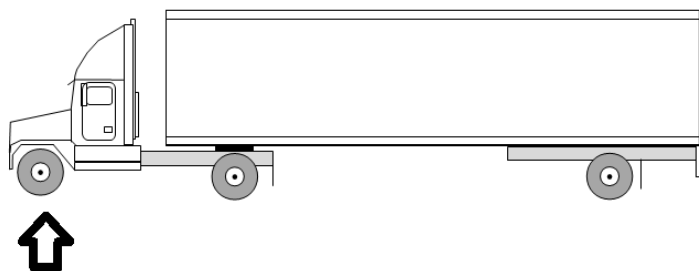
Available in sizes: 1200R20 – 12R22,5 – 13R22,5 – 315/80R22,5

Drive axle tyre suitable for vehicles working on difficult surfaces. The D 960 was built to offer excellent handling as well as outstanding traction even on wet and muddy roads. These tyres are wear-resistant and resistant to punctures on aggressive surfaces.

[Back to menu](#)

F830

Steer axle tyre



Suitable for regional transport and busses



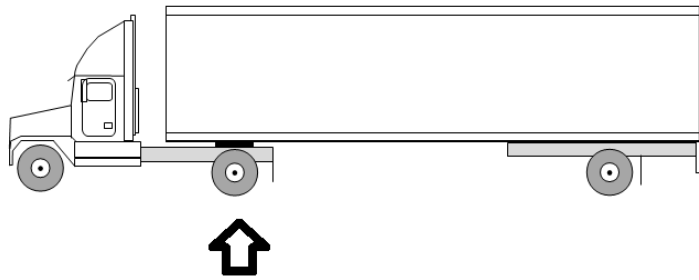
Available in sizes: 205/75R17,5 – 245/70R19,5 – 265/70R19,5 – 285/70R19,5 – 255/70R22,5 – 275/70R22,5

Steering axle tyre designed for regional transport on trucks and busses. The 4 multi-faceted groove walls provide extra stability and strong traction, even in wet conditions. The sturdy shoulders prevent chipping and cracking.

[Back to menu](#)

LDL 831

Drive axle tyre



Suitable for medium/long haul



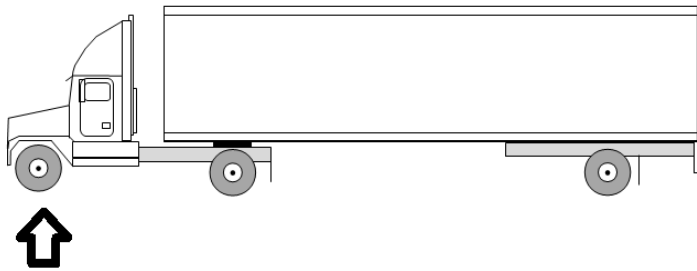
Available in sizes: 245/70R17,5 – 295/80R22,5 – 315/70R22,5 – 315/80R22,5

Drive axle tyre suitable for high way transport with a typical block pattern design that delivers excellent grip in all weather conditions. The renewed compound of the LDL 831 offers strong wear resistance and prolonged life of the tyre.

[Back to menu](#)

LFL 866

Steer axle tyre



Suitable for medium/long haul



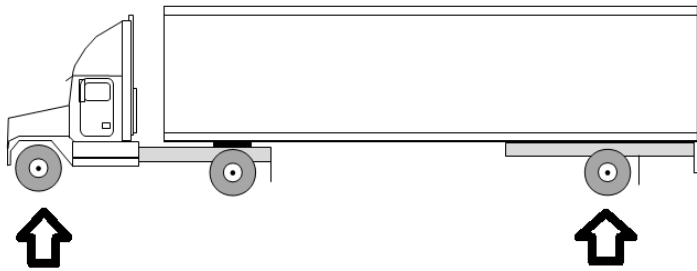
Available in sizes: 245/70R17,5

Steer axle tyre suitable for highway transport with extra wide tread design for high mileage and even wear. The LFL 866 offers excellent handling due to its updated zig-zag groove pattern and optimized structure design.

[Back to menu](#)

LTL 812

Steer and trailer axle tyre



Suitable for medium/long haul



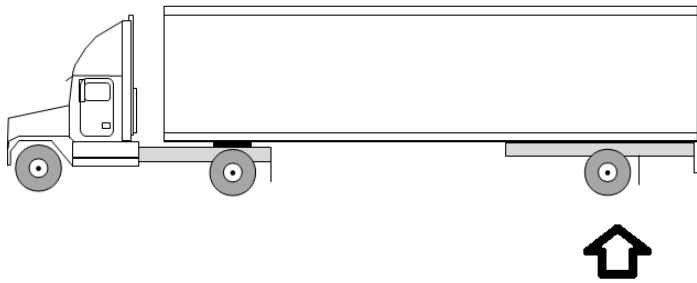
Available in sizes: 295/80R22,5 – 315/60R22,5 – 315/70R22,5 – 315/80R22,5

Suitable for steering and trailer axle, this tyre excels at long distance highway transport. The sophisticated rubber compound ensures a long life and a low eccentric wear. Equipped with very sturdy shoulders that prevent chipping and cracking.

[Back to menu](#)

LTL 863

Trailer axle tyre



Suitable for medium/long haul



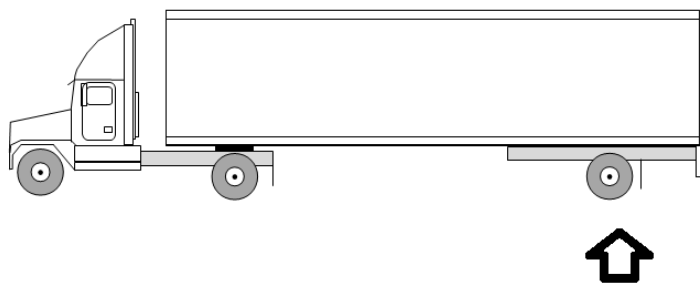
Available in sizes: 385/65R22,5 – 425/65R22,5

Trailer axle tyre suitable for highway transport with a typical combined pattern design that gives the LTL 863 its optimal trailer performance. The pattern also provides a very low rolling resistance while the wear-resistant compound reduces shifting to prevent uneven wear.

[Back to menu](#)

LTL 869

Trailer axle tyre



Suitable for medium/long haul



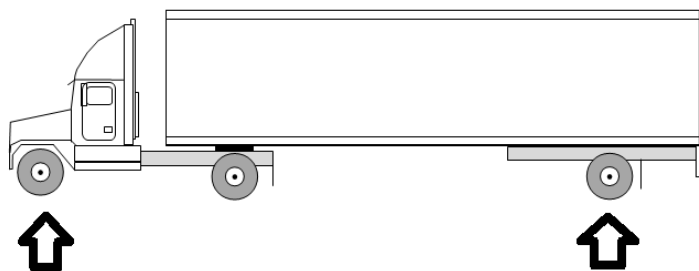
Available in sizes: 445/45R19,5

New trailer tyre suitable for highway transport with robust shoulders and a reinforced pattern that provides even wear and a long tyre life.

[Back to menu](#)

F820

Steer and trailer axle tyre



Suitable for medium/long haul



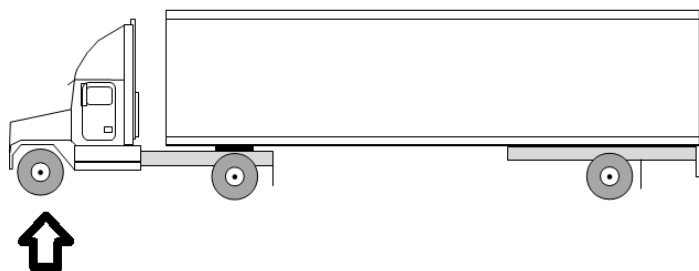
Available in sizes: 205/75R17,5 – 245/70R19,5 – 265/70R19,5 – 285/70R19,5 – 255/70R22,5 – 275/70R22,5

Multifunctional tyre suitable for the steer and trailer axle of trucks running on the highway. The excellent steering performances of the F820 provide an improved comfort and steerability.

[Back to menu](#)

LFW 806

Steer axle tyre



Winter tyre



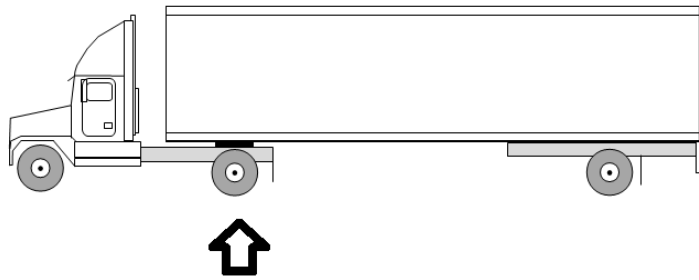
Available in sizes: 295/80R22,5 – 315/80R22,5 – 385/65R22,5

Steer axle winter tyre developed to offer the highest possible safety without compromising on excellent handling. The optimized rib contact prevents uneven wear and improves handling and braking in all weather conditions.

[Back to menu](#)

LDW 808

Drive axle tyre



Winter tyre



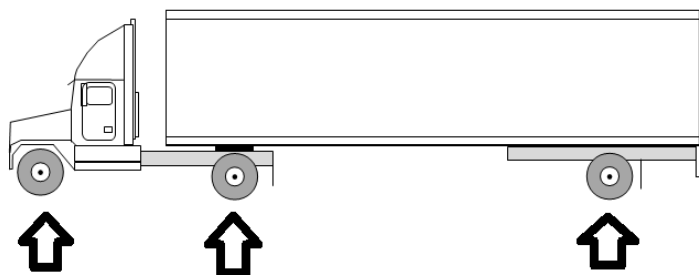
Available in sizes: 215/75R17,5 – 235/75R17,5 – 245/70R17,5

Drive axle winter tyre of the new generation. The LDW 808 uses high-density 3D blading to improve traction and braking on all road surfaces.

[Back to menu](#)

U801

All positions tyre



Suitable for busses



Available in sizes: 275/70R22,5

Multifunctional all positions tyre suitable for busses and typically used on urban busses. The U801's running pattern offers good traction on wet and dry roads. The sophisticated rubber compound decreases the rate at which the tyre wears down.